


## Which GenerLink Works With Your Generator?

The plug and running wattage on your generator determines which GenerLink model you need.



L14-30 Plug  
120 / 240 Volts
Up to 7200  
Running Watts

Use these GenerLink Models:


MA23-N

MA23-S


No Surge Protection



Surge Protection



30 AMP GenerLink



14-50R Plug  
120 / 240 Volts
Up to 9600  
Running Watts

Use these GenerLink Models:


MA24-N

MA24-S


No Surge Protection



Surge Protection



40 AMP GenerLink



The GenerLink is only compatible with a Form 2S meter base supporting up to 200 amps.

**Can GenerLink power my entire home?**  
 GenerLink powers essential household circuits during an outage. Appliance use depends on generator wattage.

**What is surge protection?**  
 Models with surge protection include a built-in 75kA device that provides whole-home defense against power spikes on both utility and generator power.

**Can I use a large generator?**  
 Yes — as long as you do not exceed 7,200W (30A) or 9,600W (40A) and the generator outlet has the correct 30A or 40A breaker.

